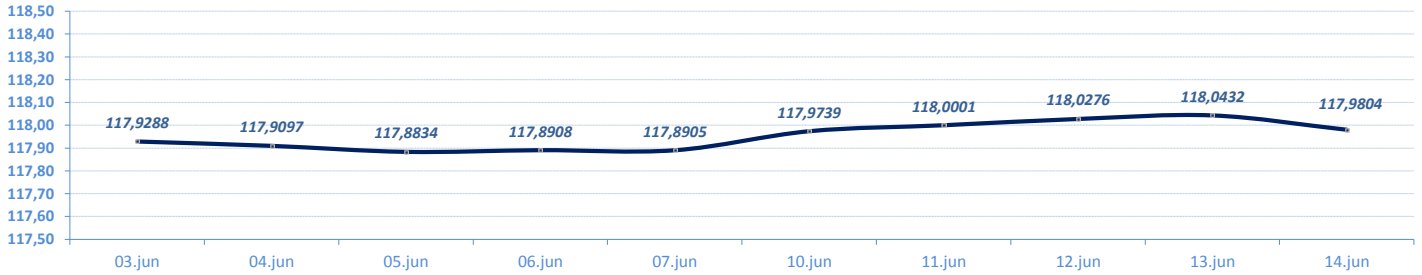


VESTI / NEWS

- **SREDNJI KURS EUR/RSD**: Dinar ojačao u odnosu na evro za 0,0628 dinara, srednji kurs **117,9804**. Obim međubankarske trgovine evrom na dan 13. jun do 12:30h iznosio je 7,7 miliona evra. NBS nije intervenisala na međubankarskom tržištu (od početka godine ukupno prodala 130 miliona evra i kupila 710 miliona evra).
- **BEOGRADSKA BERZA**: Ineksi zabeležili pad vrednosti, BELEX15 niži za 0,24 odsto, BELEXline za 0,11 odsto. Promet **manji** u odnosu na prethodni dan, na regulisanom tržištu najviše trgovano akcijama Komercijalne banke, NIS-a, Globos osiguranja, Aerodroma Nikola Tesla i VP Dunava.

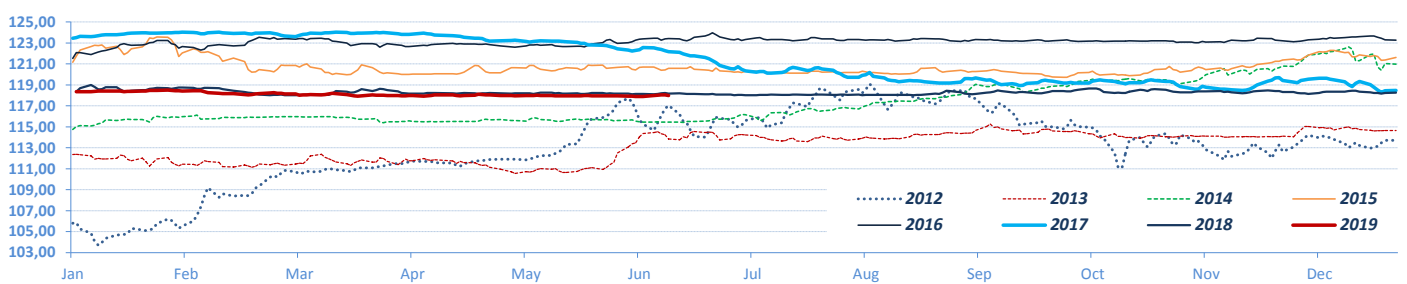
DEVIZNO TRŽIŠTE / FX MARKET

EUR / RSD (Srednji kurs / Official Middle Rate) ► 10 dana / 10 days

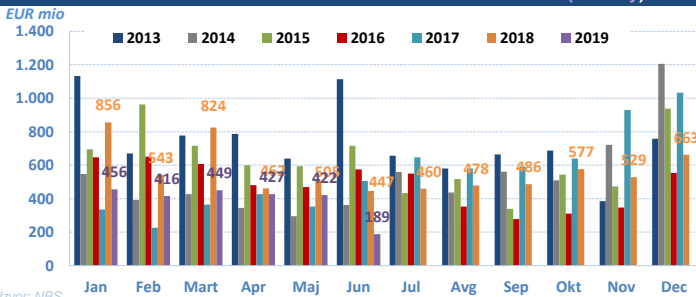


Izvor/Source: NBS

EUR / RSD (Srednji kurs/ Official middle rate) ► Jan -

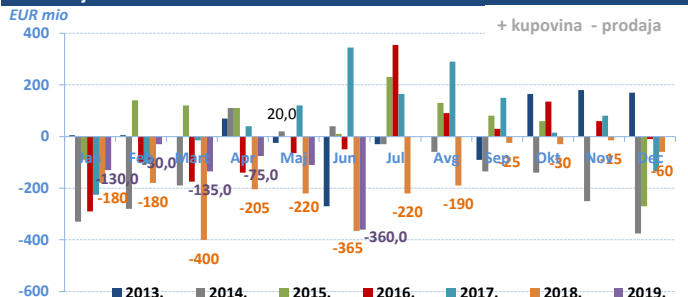


Promet na međubankarskom tržištu / Volumes on FX Interbank market (eur only)

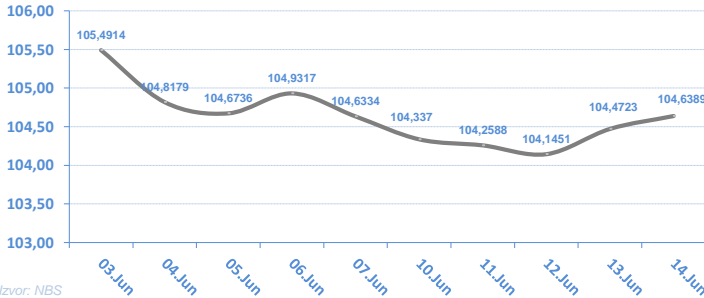


Izvor: NBS

Intervencije NBS na deviznom tržištu / NBS Interventions on FX interbank market

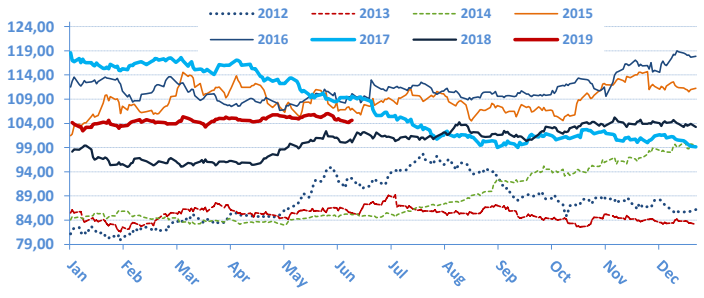


USD / RSD (Srednji kurs / Official middle rate) ► 10 dana / 10 days



Izvor: NBS

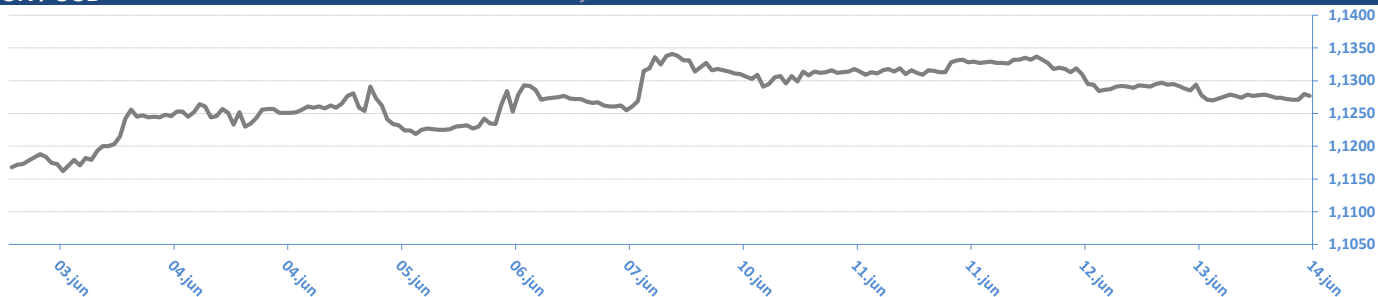
► Jan -



Monthly change	EUR/RSD	%	USD/RSD	%	Yearly change	EUR/RSD	%	USD/RSD	%
03.06.19	117,9288	-0,03%	105,4914	-0,08%	14.06.19	117,9804	-0,31%	104,6389	6,63%
03.05.19	117,9626	-0,01%	105,5783	0,57%	03.01.19	118,3439	0,00%	104,1851	6,16%
01.04.19	117,9759	-0,13%	104,9794	1,06%	03.01.18	118,3431	-4,14%	98,1367	-17,25%
01.03.19	118,1291	-0,25%	103,8772	0,32%	04.01.17	123,4512	1,59%	118,6004	6,34%
01.02.19	118,4266	0,07%	103,5469	-0,61%	04.01.16	121,5145	0,30%	111,5324	9,90%
03.01.19	118,3439	0,10%	104,1851	0,14%	05.01.15	121,1543	5,58%	101,4863	20,72%
03.12.18	118,2313	-0,06%	104,0402	-0,27%	03.01.14	114,7559	2,14%	84,0641	-1,67%
01.11.18	118,2984	-0,07%	104,3196	2,19%	03.01.13	112,3495	6,20%	85,4889	5,32%
01.10.18	118,3868	0,19%	102,0840	0,29%	04.01.12	105,7880	-0,21%	81,1693	2,16%
03.09.18	118,1567	0,08%	101,7890	0,71%	04.01.11	106,0156	10,47%	79,4541	18,48%
01.08.18	118,0618	0,04%	101,0717	-0,27%	04.01.10	95,9679	7,17%	67,0635	4,25%
02.07.18	118,0142	-0,12%	101,3432	0,06%	05.01.09	89,5436	12,27%	64,3273	18,68%
01.06.18	118,1616		101,2785		03.01.08	79,7577		54,2016	

EUR / USD

► 10 dana / 10 days



EUR / USD



EUR / CHF

► 10 dana / 10 days



EUR / CHF



Izvor / Source: Reuters

14.06.2019 08:59:58

EUR / XX

Valutni par / CCY pair	Kupovni/BID	Prodajni/ASK
EUR/USD	1,1280	1,1284
EUR/JPY	122,0800	122,1200
EUR/GBP	0,8904	0,8907
EUR/CHF	1,1201	1,1206
EUR/DKK	7,4671	7,4676
EUR/NOK	9,7874	9,7919
EUR/SEK	10,6975	10,6995
EUR/CAD	1,5045	1,5050
EUR/AUD	1,6343	1,6346
EUR/HUF	321,8800	322,1100
EUR/CZK	25,5500	25,5560
EUR/PLN	4,2532	4,2546
EUR/HRK	7,4075	7,4125
EUR/RUB	72,8029	72,8264
EUR/NZD	1,7239	1,7244

USD / XX

Valutni par / CCY pair	Kupovni/BID	Prodajni/ASK
USD/EUR	0,8862	0,8862
USD/JPY	108,2100	108,2500
USD/GBP	0,7893	0,7893
USD/CHF	0,9929	0,9932
USD/DKK	6,6188	6,6198
USD/NOK	8,6754	8,6794
USD/SEK	9,4808	9,4856
USD/CAD	1,3334	1,3338
USD/AUD	1,4484	1,4489
USD/HUF	285,2500	285,5700
USD/CZK	22,6430	22,6530
USD/SKK	21,5460	21,6000
USD/PLN	3,7698	3,7714
USD/HRK	6,5674	6,5718
USD/RUB	64,5320	64,5530
USD/NZD	1,5279	1,5288

* Međunarodno devizno međubankarsko tržište / International FX Interbank Market

Izvor / Source: Reuters

EURIBOR

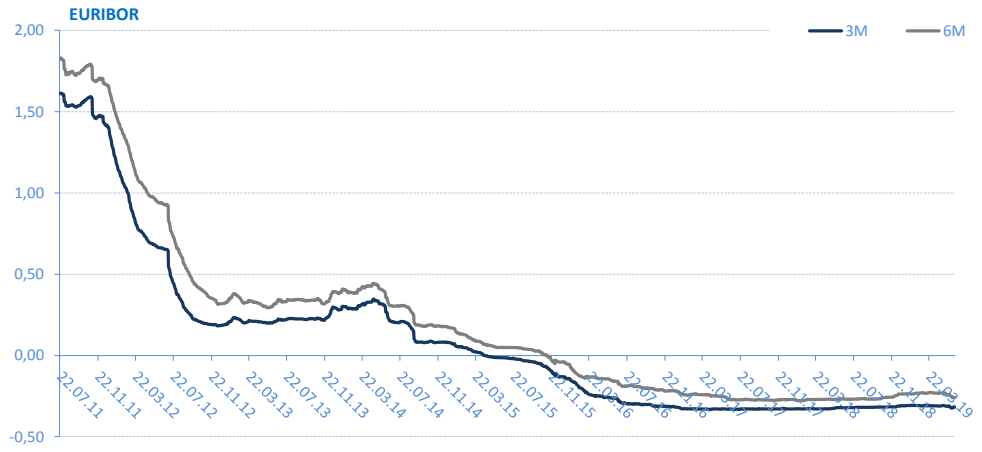
SW	-0,394
1M	-0,376
3M	-0,318
6M	-0,259
1Y	-0,168

* Izvor: Reuters; Objavljeno prethodnog radnog dana

Kamatne stope Centralnih Banaka
Interest rates of Central banks

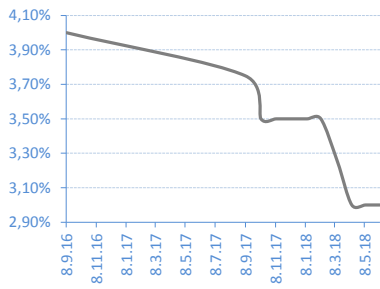
CB	Kamatna stopa/Interest rate
USD	2,50
EUR	0,00
GBP	0,75
CAD	1,75
AUD	1,25
JPY	0,10

* Izvor: Reuters; Objavljeno prethodnog radnog dana



REFERENTNA KAMATNA STOPA NBS / NBS Key Policy Rates

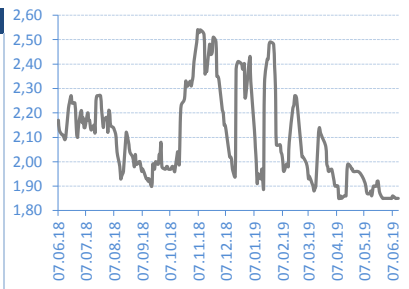
Date	Rate	Change (%)
08.06.18	3,00%	0,00%
10.05.18	3,00%	0,00%
12.04.18	3,00%	-7,69%
14.03.18	3,25%	-7,14%
08.02.18	3,50%	0,00%
11.01.18	3,50%	0,00%
07.12.17	3,50%	0,00%
09.11.17	3,50%	0,00%
09.10.17	3,50%	-6,67%
07.09.17	3,75%	



* Izvor/Source: NBS

BEONIA

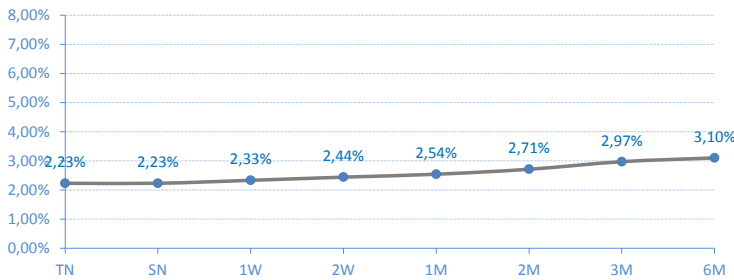
Date	Rate	Change (%)
13.06.19	1,85%	0,00%
11.06.19	1,85%	0,00%
10.06.19	1,85%	-0,54%
07.06.19	1,86%	0,54%
06.06.19	1,85%	0,00%
05.06.19	1,85%	0,00%
04.06.19	1,85%	0,00%
03.06.19	1,85%	0,00%
31.05.19	1,85%	0,00%
30.05.19	1,85%	



* Izvor/Source: Reuters; Objavljeno prethodnog radnog dana / Published on previous working day

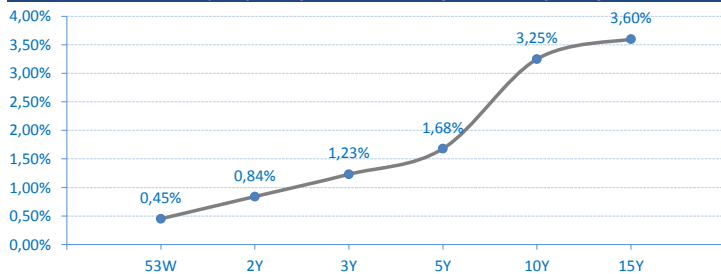
Kamatne stope/Prinos na tržištu / Market Interest Rates

Belibor



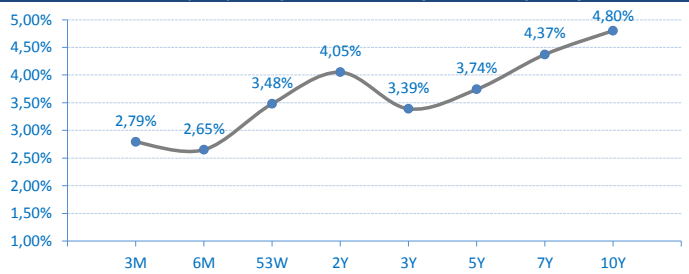
Državne HOV Republike Srbije u Evrima - prinosi sa poslednje aukcije

Government bonds (EUR) of Republic of Serbia - yield on last primary auction



Državne HOV Republike Srbije u Dinarima - prinosi sa poslednje aukcije

Government bonds (RSD) of Republic of Serbia - yield on last primary auction



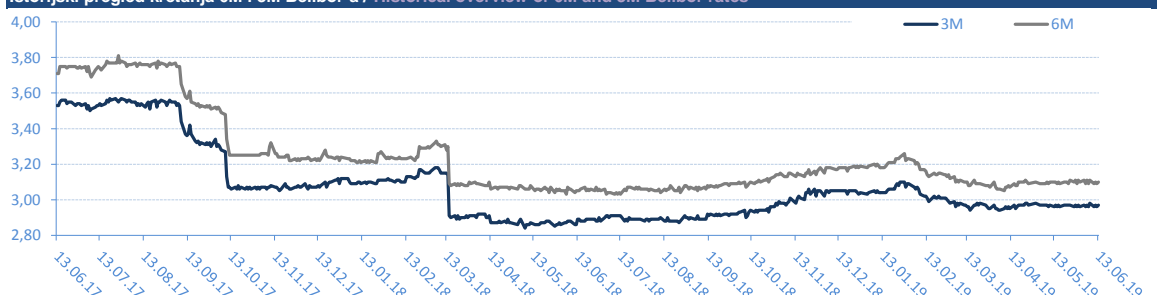
BELIBOR

Trenutne stope / Current rates

TN	2,23%
SN	2,23%
1W	2,33%
2W	2,44%
1M	2,54%
2M	2,71%
3M	2,97%
6M	3,10%

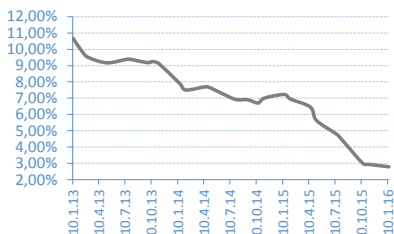
* Izvor/Source: Reuters; Objavljeno prethodnog radnog dana / Published on previous working day

Istorijski pregled kretanja 6M i 3M Belibor-a / Historical overview of 6M and 3M Belibor rates



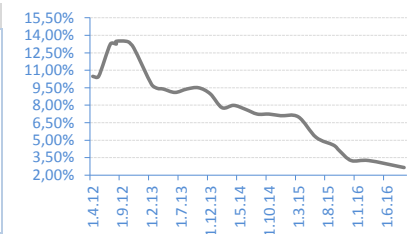
T-BILLS 3M - RSD

Date	Rate	Realisation
14.01.16	2,79%	100,00%
05.11.15	2,94%	100,00%
15.10.15	3,00%	92,18%
06.08.15	4,40%	96,26%
16.07.15	4,79%	98,47%
07.05.15	5,63%	92,92%
16.04.15	6,45%	100,00%
05.02.15	6,95%	45,05%



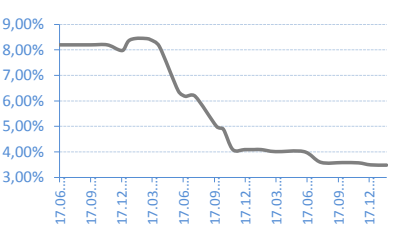
T-BILLS 6M - RSD

Date	Rate	Realisation
01.09.16	2,65%	23,03%
03.03.16	3,25%	96,46%
03.12.15	3,25%	97,22%
08.10.15	4,09%	100,00%
03.09.15	4,57%	87,90%
04.06.15	5,25%	93,30%
05.03.15	7,00%	21,33%
04.12.14	7,10%	100,00%



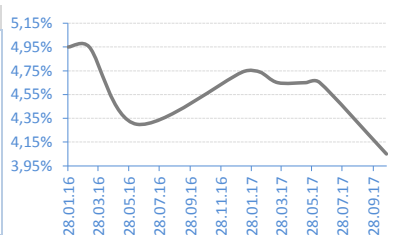
T-BILLS 53W - RSD

Date	Rate	Realisation
06.02.17	3,48%	17,91%
21.12.16	3,49%	32,22%
15.11.16	3,57%	45,64%
28.09.16	3,58%	52,92%
27.07.16	3,59%	49,07%
07.06.16	4,01%	78,06%
15.03.16	4,01%	16,73%
02.02.16	4,09%	63,42%



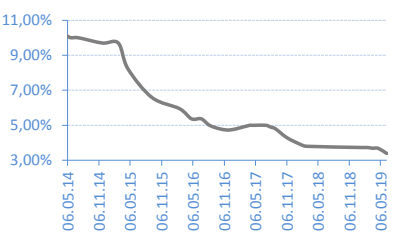
G-BONDS 2Y - RSD

Date	Rate	Realisation
24.10.17	4,05%	116,30%
13.06.17	4,65%	51,56%
16.05.17	4,65%	43,95%
21.03.17	4,65%	100,00%
13.02.17	4,74%	78,80%
10.01.17	4,74%	23,25%
13.06.16	4,30%	95,67%
10.03.16	4,95%	56,41%



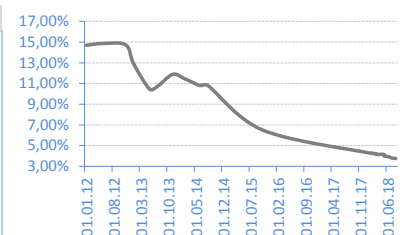
G-BONDS 3Y - RSD

Date	Rate	Realisation
11.06.19	3,39%	62,60%
23.04.19	3,68%	88,70%
19.03.19	3,69%	112,71%
20.02.19	3,73%	120,53%
15.01.19	3,73%	60,94%
28.02.18	3,80%	100,00%
30.01.18	3,88%	34,77%
06.11.17	4,29%	97,97%



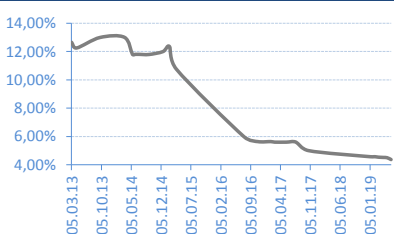
G-BONDS 5Y - RSD

Date	Rate	Realisation
11.09.18	3,74%	98,60%
14.08.18	3,75%	65,62%
17.07.18	3,80%	40,58%
05.06.18	3,95%	35,67%
22.05.18	3,99%	26,18%
08.05.18	4,15%	97,00%
24.04.18	4,15%	52,31%
10.04.18	4,15%	32,63%



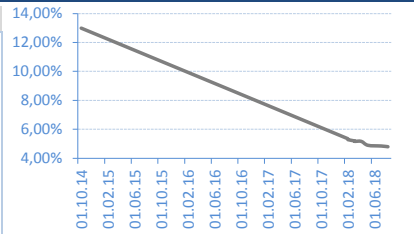
G-BONDS 7Y - RSD

Date	Rate	Realisation
04.06.19	4,37%	267,04%
07.05.19	4,50%	134,27%
10.04.19	4,52%	75,42%
05.03.19	4,54%	58,46%
12.02.19	4,57%	34,68%
30.01.19	4,57%	30,41%
09.01.19	4,57%	52,59%
23.10.17	5,00%	100,00%



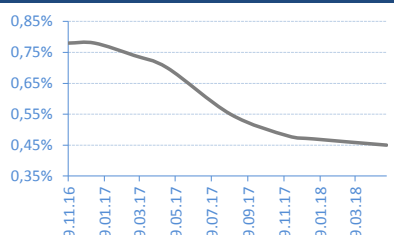
G-BONDS 10Y - RSD

Date	Rate	Realisation
07.08.18	4,80%	26,87%
10.07.18	4,85%	36,97%
15.05.18	4,90%	96,72%
03.04.18	5,17%	26,55%
20.03.18	5,17%	83,61%
06.03.18	5,20%	203,57%



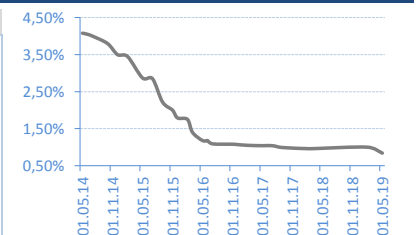
T-BILLS 53W - EUR

Date	Rate	Realisation
21.05.18	0,45%	100,00%
18.01.18	0,47%	98,00%
05.12.17	0,48%	100,00%
30.08.17	0,55%	50,00%
15.05.17	0,70%	91,30%
20.03.17	0,74%	60,00%
12.01.17	0,78%	46,20%
29.11.16	0,78%	100,00%



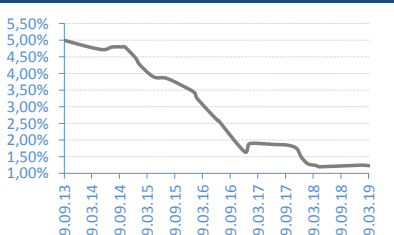
G-BONDS 2Y - EUR

Date	Rate	Realisation
27.05.19	0,84%	148,40%
19.02.19	1,00%	142,00%
22.03.18	0,96%	25,62%
01.02.18	0,96%	52,00%
14.09.17	0,99%	53,60%
12.07.17	1,04%	16,80%
23.05.17	1,04%	99,00%
14.02.17	1,05%	95,35%



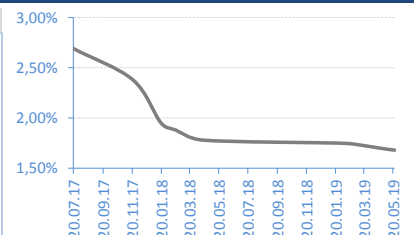
G-BONDS 3Y - EUR

Date	Rate	Realisation
12.03.19	1,23%	50,04%
23.01.19	1,25%	32,10%
20.04.18	1,20%	35,96%
28.03.18	1,24%	99,29%
02.02.18	1,29%	100,00%
21.12.17	1,49%	100,00%
20.11.17	1,75%	49,70%
21.09.17	1,85%	100,00%



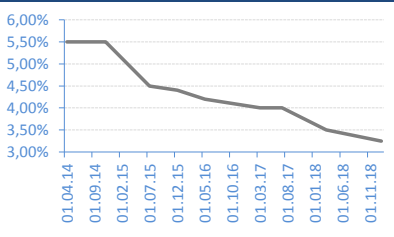
G-BONDS 5Y - EUR

Date	Rate	Realisation
23.05.19	1,68%	77,32%
22.04.19	1,70%	19,90%
27.02.19	1,74%	37,84%
29.01.19	1,75%	41,25%
16.04.18	1,78%	52,41%
19.02.18	1,88%	79,99%
19.01.18	1,95%	80,28%
21.11.17	2,38%	100,00%



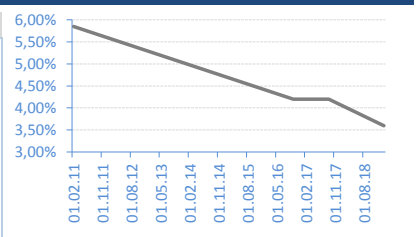
G-BONDS 10Y - EUR

Date	Rate	Realisation
16.01.19	3,25%	139,40%
26.03.18	3,50%	86,85%
13.07.17	4,00%	42,95%
15.03.17	4,00%	65,60%
25.05.16	4,20%	96,00%
04.12.15	4,40%	100,00%
28.07.15	4,50%	76,77%
19.11.14	5,50%	100,00%



G-BONDS 15Y - EUR

Date	Rate	Realisation
06.02.19	3,60%	100,00%
06.09.17	4,20%	70,13%
19.10.16	4,20%	100,00%



AKCIJE / Shares - REGULISANO TRŽIŠTE / REGULATED MARKET

Najtrgovanije HOV / Most Active

	Symbol	Closing price	% Change	Open	Max	Min	No of Trades	Volume	Volume RSD
Komercijalna banka a.d. Beograd	KMBN	2.749	-1,61%	2.794	2.794	2.740	18	10.463	28.762.114
NIS a.d. Novi Sad	NIIS	719	0,42%	716	722	716	37	2.976	2.139.135
Globos osiguranje a.d. Beograd	GLOS	330	0,00%	330	330	330	2	4.060	1.339.800
Aerodrom Nikola Tesla a.d. Beograd	AERO	800	0,00%	800	800	800	38	136	108.800
VP Dunav a.d. Backa Palanka	VPDU	9.900	9,99%	9.900	9.900	9.900	2	10	99.000

Dobitnici / Gainers

	Symbol	Closing price	% Change	Open	Max	Min	No of Trades	Volume	Volume RSD
VP Dunav a.d. Backa Palanka	VPDU	9.900	9,99%	9.900	9.900	9.900	2	10	99.000
Energoprojekt industrija a.d. Beograd	EPIN	2.740	1,48%	2.740	2.740	2.740	1	13	35.620
NIS a.d. Novi Sad	NIIS	719	0,42%	716	722	716	37	2.976	2.139.135

Gubitnici / Decliners

	Symbol	Closing price	% Change	Open	Max	Min	No of Trades	Volume	Volume RSD
Komercijalna banka a.d. Beograd	KMBN	2.749	-1,61%	2.794	2.794	2.740	18	10.463	28.762.114

AKCIJE / SHARES - MTP

Najtrgovanije HOV / Most Active

	Symbol	Closing price	% Change	Bid (Volume)	Ask (Volume)	No of Trades	Volume	Volume RSD
AMS Osiguranje a.d. Beograd	AMSO	505	0,00%	505	505	505	1	117
Vojvodina a.d. Novi Sad	VJDN	671	0,00%	671	671	671	1	103
Nis ekspres a.d. Nis	NEKSP	650	0,00%	650	650	650	1	25

Dobitnici / Gainers

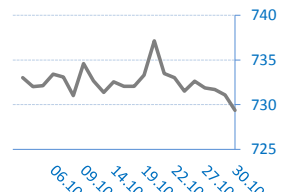
	Symbol	Closing price	% Change	Bid (Volume)	Ask (Volume)	No of Trades	Volume	Volume RSD
--	--------	---------------	----------	--------------	--------------	--------------	--------	------------

Gubitnici / Decliners

	Symbol	Closing price	% Change	Bid (Volume)	Ask (Volume)	No of Trades	Volume	Volume RSD
--	--------	---------------	----------	--------------	--------------	--------------	--------	------------

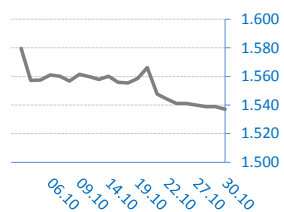
BELEX15

Vrednost / Value	729,35
Promena / Change	-1,75
%	-0,24%



BELEXline

Vrednost / Value	1.537,09
Promena / Change	-1,69
%	-0,11%



Kontakt / Contacts:

Srđan Tomašević

srđjan.tomasevic@erstebank.rs
Trgovanje / Trading
011/220 9116

Aleksandar Zarić

aleksandar.zaric@erstebank.rs
Prodaja / Sales
011/220 9198

Aleksandra Parčetić

aleksandra.parcetic@erstebank.rs
Brokersko poslovanje / Brokerage
011/220 9159

Vladimir Vulević

vladimir.vulevic@erstebank.rs
Podrška i Razvoj / Support and Development
011 / 201 50 50

Nenad Đurović

nenad.djurovic@erstebank.rs
Trgovanje / Trading
011/ 220 9115

Dušan Stević

dusan.stevic@erstebank.rs
Prodaja / Sales
011/220 9118

Danijela Stojanović

danijela.stojanovic@erstebank.rs
Prodaja / Sales
011/ 220 9132

Marija Đorđević

marija.djordjevic@erstebank.rs
Brokersko poslovanje / Brokerage
011/220 9110

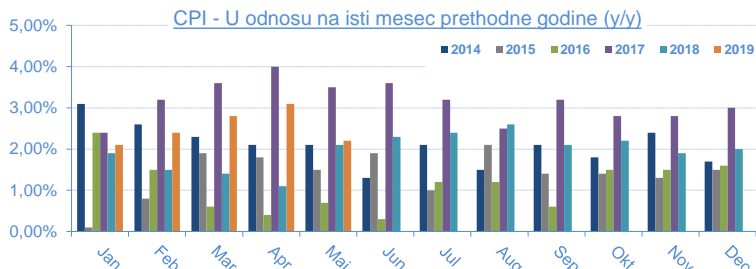
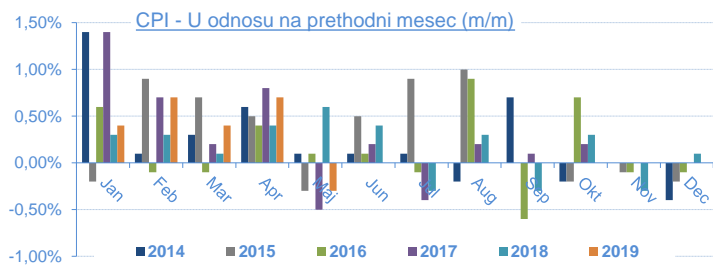
Izveštaj sačinio / Prepared by: Sektor sredstava / Treasury division

Informacije i cene iz ovog pregleda dobijene su iz izvora za koje verujemo da su pouzdani ali ne garantujemo njihovu tačnost i potpunost. Navedene informacije su važeće samo u trenutku njihovog sastavljanja a objavljuju se u čiju opšteg informisanja, pri čemu ne predstavljaju bilo kakav oblik investicionog saveta niti preporuke za investiranje niti na bilo koji način obavezuju Erste Bank ad Novi Sad u pogledu odgovornosti za štetu nastalu upotrebom informacija iz ovog pregleda.

The information and prices in this review are obtained from sources that we believe are reliable, but we do not guarantee their accuracy and completeness. The mentioned information is valid only at the time of their compilation and are published in the general information, whereby they do not represent any form of investment advice or recommendations for investing or in any way obligate Erste Bank ad Novi Sad in respect of liability for damages arising from the use of information referred to in of this review.

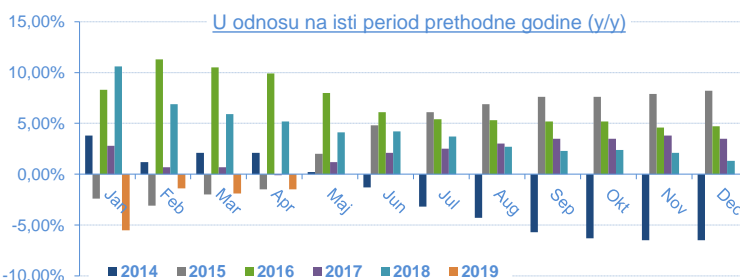
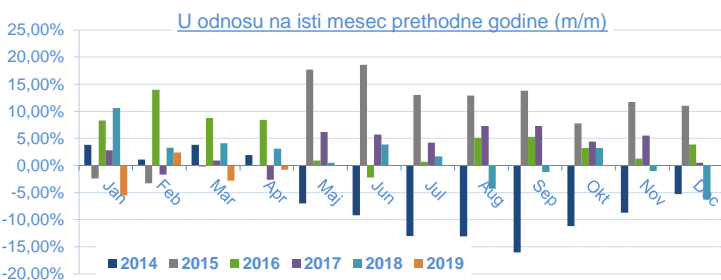
Indeks potrošačkih cena (Consumer Price Index - CPI) / 2018

	Jan	Feb	Mar	Apr	Maj	Jun	Jul	Aug	Sep	Okt	Nov	Dec
U odnosu na prethodni mesec (m/m)	0,40%	0,70%	0,40%	0,70%	-0,30%							
U odnosu na isti mesec 2018. (y/y)	2,10%	2,40%	2,80%	3,10%	2,20%							
U odnosu na decembar 2018.		1,10%	1,50%	2,30%	2,00%							
Datum objavljivanja / Published date	22.02.19	12.03.19	12.04.19	13.05.19	12.06.19							



INDUSTRIJSKA PROIZVODNJA / Industrial production / 2019

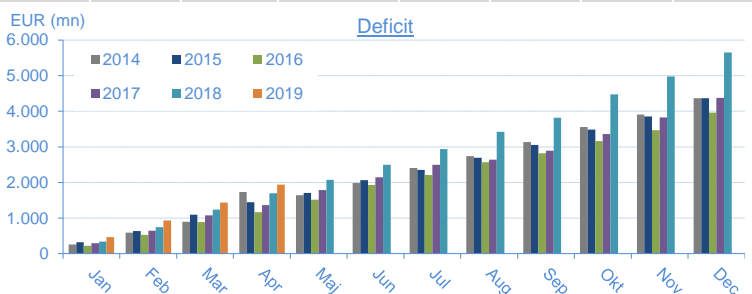
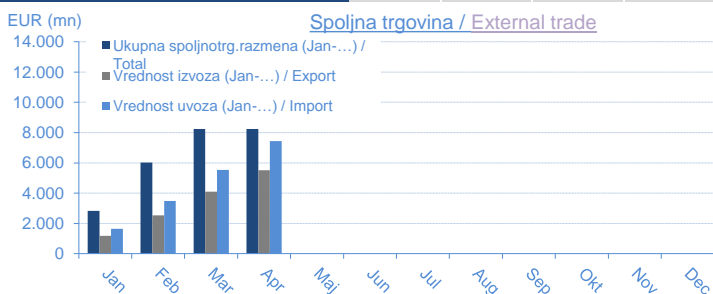
	Jan	Feb	Mar	Apr	Maj	Jun	Jul	Aug	Sep	Okt	Nov	Dec
U odnosu na isti mesec 2018 (m/m)	-5,50%	2,40%	-2,80%	-0,80%								
U odnosu na isti period 2018 (jan-...) (y/y)	-5,50%	-1,40%	-1,90%	-1,50%								
U odnosu na prosek 2018	-12,20%	-7,40%	2,30%	-4,40%								
Datum objavljivanja / Published date	28.02.19	29.03.19	30.04.19	31.05.19								



SPOLJNOTRGOVINSKA ROBNA RAZMENA / External Trade / 2019

* u eur mln

Mesec/Month	Jan	Feb	Mar	Apr	Maj	Jun	Jul	Aug	Sep	Okt	Nov	Dec
Ukupna spoljnotrg.razmena (Jan-...) / Total	2.840,40	6.015,80	9.626,40	12.958,60								
Promena / Yearly change	7,80%	9,80%	8,10%	8,30%								
Vrednost izvoza (Jan-...) / Export	1.186,90	2.539,90	4.092,80	5.510,50								
Promena / Yearly change	3,00%	7,10%	6,90%	7,30%								
Vrednost uvoza (Jan-...) / Import	1.653,50	3.475,90	5.533,60	7.448,10								
Promena / Yearly change	11,50%	11,70%	9,00%	9,00%								
Deficit (jan-...)	466,70	936,00	1.440,80	1.937,70								
Promena / Yearly change	40,90%	26,50%	15,60%	14,20%								
Pokrivenost uvoza izvozom (Export/Import ratio)	71,80%	73,10%	74,00%	74,00%								
Datum objavljivanja / Published date	12.03.19	29.03.19	30.04.19	31.05.19								



BUDŽETSKI BALANS / Budget balance

* u rsd mln

Budžetski balans u 2018.	32.183,97
January 2019	23.620,61
February 2019	-1.429,81
March 2019	-6.363,12
April 2019	-10.322,94
May 2019	
June 2019	
July 2019	
August 2019	
September 2019	
October 2019	
November 2019	
December 2019	
Budžetski balans u 2019. / Total 2019	5.504,74
Planirani deficit u 2019. / Planned	-3.344,12
Ostvarenje plana / Realisation	
Datum ažuriranja / Published date	04.06.19

